

# APEX FOOTWEAR CATALOG

**NEW  
STYLES  
AVAILABLE**





Apex Foot Health Industries was founded upon one mission: to be the industry leader in designing and manufacturing the highest quality footwear and to extend patient outcomes and improve lives.

For 75 years, our meticulous fabrication process has only improved, leading us to develop a standard of excellence in every shoe we make:

## Superior Quality, Construction, Adjustability, Fit, Functionality and Protection

Our footwear must meet the gold-standards that continue to make Apex the trusted brand of choice for you and your patients, over generations.

With trust comes responsibility and a steadfast dedication to explore and invest in the latest research, development, design features, materials, construction and manufacturing technologies.

Improving quality and consistency is only possible with the feedback from our loyal customers. It is these partnerships that help us strengthen the DNA of our products through a mutual endeavor to provide better quality care, comfort and relief for more people.

Thank you for being a valued customer and for helping Apex continue to fulfill our mission.

## Table of Contents

Women’s Footwear .....	4	Men’s Biomechanical .....	15
Women’s X-Last.....	4	Men’s Ariya .....	15
Women’s V-Last.....	5	Men’s Lexington .....	16
Women’s A-Last .....	6	Men’s Boots.....	17
Women’s Petals.....	7	Men’s Conform.....	18
Women’s Biomechanical .....	10	Men’s Casual/Dress Biomechanical.....	18
Women’s Conform .....	10	Unisex Stretch Styles.....	19
Men’s Footwear.....	11	Apex Custom Orthotics .....	20
Men’s X-Last .....	11	Copper Cloud Socks .....	21
Men’s V-Last .....	12	Prefabricated Orthotics .....	21
Men’s A-Last.....	14	Jēba Compression Hosiery & Socks .....	22




*All styles except 1201, 1209, BF100, BF110, SS100, and SS200 meet PDAC A5500 requirements.*

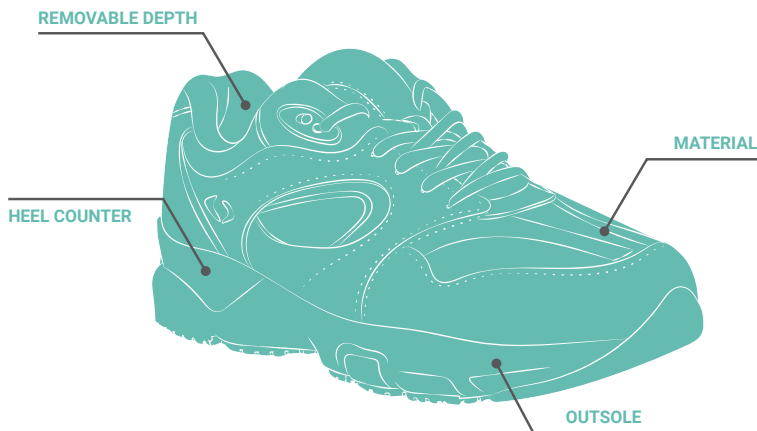


Indicates shoe features a slip-resistant sole

# Apex Footwear Collections Guide

Please look for icons to identify shoe features, styles and lasts.

	A A-Last	V V-Last	X X-Last	Ar Ariya	Ba Balance	B Biomechanical	C Conform	L Lexington	P Petals	S Stretchable
<b>REMOVABLE DEPTH</b>										
5/16" removable depth	●	●	●	●	●				●	
1/2" removable depth						●	●			●
1/4" removable depth								●		
<b>OUTSOLE</b>										
Rubber outsole for traction & stability	●	●	●							
SATRA tested slip-resistant rubber outsole									●	
Polyurethane midsole/outsole unit for stability & durability				●		●	●	●		●
<b>MATERIAL</b>										
Moisture-wicking polyester, antimicrobial mesh lining	●	●	●	●	●	●		●	●	
Breathable, open air mesh and leather upper	●	●	●							
Full-grain leather upper			●	●		●	●	●	●	
Apex Conform Foam Lined with removable conform orthoic 							●			
<b>HEEL COUNTER</b>										
Firm heel counter for optimal rearfoot control	●	●	●	●	●	●	●	●	●	
Firm, adjustable heel counter with hook and loop strap closure (AFO compatible)			●		●					
Heat moldable heel counter for custom fit	●	●	●	●	●	●	●	●	●	●
<b>ADDITIONAL FEATURES</b>										
High, wide toe box	●	●	●	●		●	●			
Soft padded collars	●	●	●	●	●	●	●	●	●	●



## WOMEN'S SHOE WIDTHS

<b>4A</b> X-Narrow	<b>2A</b> Narrow
<b>B</b> Medium	<b>D</b> Wide
<b>2E</b> X-Wide	<b>4E</b> XX-Wide

## MEN'S SHOE WIDTHS

<b>2A</b> X-Narrow	<b>B</b> Narrow
<b>D</b> Medium	<b>2E</b> Wide
<b>4E</b> X-Wide	<b>6E</b> XX-Wide

# WOMEN'S FOOTWEAR

Apex Women's active footwear styles are constructed to offer midfoot and rearfoot stability, pressure relief to the calcaneus, and shock attenuation for the foot and musculoskeletal system. The multiple removable layers, soft linings and wide last design offer protection, fitting flexibility, and the accommodation of orthotics and shoe modifications. Often recommended for people with diabetes, arthritis or anyone seeking shoes for maximum comfort.

## X-LAST

Superior motion control **X**

- 5/16" removable depth in two layers for fitting flexibility
- Firm heel counter for optimal rear foot control
- High, wide toe box
- Moisture-wicking polyester, antimicrobial mesh lining
- Multi-density midsole with reinforced shank for torsional rigidity
- Rubber outsole for traction & stability
- Breathable, open air mesh and leather upper
- Soft padded collars

### Boss Runner **X**



#### X521W

**Color:** Periwinkle  
**Sizes:** 4.5-11, 12, 13  
**Widths:** M, W, XW  
**Depth:** 5/16"

#### X527W

**Color:** Silver/Sea Blue  
**Sizes:** 4.5-11, 12, 13  
**Widths:** M, W, XW  
**Depth:** 5/16"

#### X525W

**Color:** Seafoam/Purple  
**Sizes:** 5-11, 12, 13  
**Widths:** M, X, W  
**Depth:** 5/16"

#### X529W

**Color:** Seafoam/Silver  
**Sizes:** 5-11, 12, 13  
**Widths:** M, X, W  
**Depth:** 5/16"

### Lace Walker **X**



#### X801W

**Color:** Black  
**Sizes:** 4.5-11, 12, 13  
**Widths:** M, W, XW  
**Depth:** 5/16"

#### X821W

**Color:** White/Grey  
**Sizes:** 4.5-11, 12, 13  
**Widths:** M, W, XW  
**Depth:** 5/16"

#### X826W

**Color:** White  
**Sizes:** 4.5-11, 12, 13  
**Widths:** M, W, XW  
**Depth:** 5/16"

#### X532W\*

**Color:** Periwinkle  
**Sizes:** 4.5-11, 12, 13  
**Widths:** M, W, XW  
**Depth:** 5/16"

### Reina Runner **X**

\* Patented Lockdown™ Heel Strap Design



# V-LAST

## Added traction & stability V

- 5/16" removable depth in two layers for fitting flexibility
- Firm heel counter for optimal rear foot control
- High, wide toe box
- Moisture-wicking polyester, antimicrobial mesh lining
- Multi-density midsole with reinforced shank for torsional rigidity
- Aggressive hard rubber outsole lug design for added traction
- Breathable, open air mesh and leather upper
- Soft padded collars

## Performance Athletic Sneaker V



**P9000W**  
**Color:** Black  
**Sizes:** 6-11, 12, 13  
**Widths:** M, X, XW  
**Depth:** 5/16"

**P9200W**  
**Color:** Seafoam/Pink  
**Sizes:** 6-11, 12, 13  
**Widths:** M, W, XW  
**Depth:** 5/16"



**P7000W**  
**Color:** Black  
**Sizes:** 6-11, 12  
**Widths:** M, W, XW  
**Depth:** 5/16"

**P7100W**  
**Color:** Mint/Grey  
**Sizes:** 6-11, 12  
**Widths:** M, W, XW  
**Depth:** 5/16"

**P7200W**  
**Color:** White  
**Sizes:** 6-11, 12  
**Widths:** M, W, XW  
**Depth:** 5/16"

**P7300W**  
**Color:** Blue  
**Sizes:** 6-11, 12  
**Widths:** M, W, XW  
**Depth:** 5/16"

## Strap Walker V

## Lace Walker V

## Sierra Trail Runner V



**V952W**  
**Color:** White/Pink  
**Sizes:** 4.5-11, 12, 13  
**Widths:** M, W, XW  
**Depth:** 5/16"

**V854W**  
**Color:** White/Periwinkle  
**Sizes:** 4.5-11, 12, 13  
**Widths:** M, W, XW  
**Depth:** 5/16"

**V753W**  
**Color:** Grey/Purple  
**Sizes:** 4.5-11, 12, 13  
**Widths:** M, W, XW  
**Depth:** 5/16"

**V752W**  
**Color:** Brown/Pink  
**Sizes:** 4.5-11, 12, 13  
**Widths:** M, W, XW  
**Depth:** 5/16"

# A-LAST

## Neutral motion **A**

- 5/16" removable depth in two layers for fitting flexibility
- Firm heel counter for optimal rear foot control
- High, wide toe box
- Moisture-wicking polyester, antimicrobial mesh lining
- Lightweight, multi-density EVA midsole
- Rubber outsole for traction & stability
- Breathable, open air mesh and leather upper
- Soft padded collars

## Breeze Knits **A**



**A7000W**  
**Color:** Grey  
**Sizes:** 5-11, 12  
**Widths:** M, W, XW  
**Depth:** 5/16"

**A7100W**  
**Color:** Navy  
**Sizes:** 5-11, 12  
**Widths:** M, W, XW  
**Depth:** 5/16"

**A7200W**  
**Color:** Pink  
**Sizes:** 5-11, 12  
**Widths:** M, W, XW  
**Depth:** 5/16"

## Apex Balance Shoe - Hiker **A** **Ba**



**A3260W**  
**Color:** Brown  
**Sizes:** 5-11, 12  
**Widths:** M, W, XW  
**Depth:** 5/16"

## Apex Balance Shoe **S** **Ba** **A**



**A3200W**  
**Color:** Black  
**Sizes:** 5-11, 12  
**Widths:** M, W, XW  
**Depth:** 5/16"

# PETALS<sup>P</sup>

## The lightest fashion-forward shoes ever made!

Soft, light and beautiful, our women's Petals footwear collection offers styles designed to provide maximum comfort and protection. With its incredibly lightweight structure and removable depth in two layers, these casual and dress styles are a perfect choice for women who need superior support and adjustability.

- 5/16" removable depth in two layers for fitting flexibility
- Firm heel counter for optimal rear foot stabilization
- Moisture wicking polyester, antimicrobial mesh lining
- SATRA tested slip-resistant rubber outsole
- Full grain leather and canvas uppers
- Soft padded collars

## Sydney <sup>P</sup>



**A2200W**  
**Color:** Camel  
**Sizes:** 5-11, 12, 13  
**Widths:** M, W, XW  
**Depth:** 5/16"

**A2210W**  
**Color:** Grey  
**Sizes:** 5-11, 12, 13  
**Widths:** M, W, XW  
**Depth:** 5/16"

**A2220W**  
**Color:** Tan  
**Sizes:** 5-11, 12, 13  
**Widths:** M, W, XW  
**Depth:** 5/16"

## Mesh Mary Jane <sup>P</sup>



**A600W**  
**Color:** Black  
**Sizes:** 6-11, 12, 13  
**Widths:** M, W, XW  
**Depth:** 5/16"

**A601W**  
**Color:** Grey  
**Sizes:** 6-11, 12, 13  
**Widths:** M, W, XW  
**Depth:** 5/16"

## Emmy <sup>S</sup> <sup>P</sup>

Stretchable Footwear



**A720W**  
**Color:** Black  
**Sizes:** 5-11, 12, 13  
**Widths:** M, W, XW  
**Depth:** 5/16"

**A723W**  
**Color:** Tan  
**Sizes:** 5-11, 12, 13  
**Widths:** M, W, XW  
**Depth:** 5/16"

# PETALS, CONTINUED...



Evelyn **P** 



**A200W**  
Color: Black  
Sizes: 5-11, 12, 13  
Widths: M, W, XW  
Depth: 5/16"

**A205W**  
Color: Black Croc  
Sizes: 5-11, 12, 13  
Widths: M, W, XW  
Depth: 5/16"

Janice **P** 



**A300W**  
Color: Black  
Sizes: 5-11, 12, 13  
Widths: M, W, XW  
Depth: 5/16"

Linda **P** 



**A830W**  
Color: Black  
Sizes: 5-11, 12, 13  
Widths: M, W, XW  
Depth: 5/16"

**A832W**  
Color: Taupe  
Sizes: 5-11, 12, 13  
Widths: M, W, XW  
Depth: 5/16"

Paige **P** 



**A500W**  
Color: Black  
Sizes: 5-11, 12, 13  
Widths: M, W, XW  
Depth: 5/16"

**A501W**  
Color: Tan  
Sizes: 5-11, 12, 13  
Widths: M, W, XW  
Depth: 5/16"



Lisa P 

Regina P 

Liv P 

Leather



**A330W**  
Color: Black  
Sizes: 5-11, 12, 13  
Widths: M, W, XW  
Depth: 5/16"



**A700W**  
Color: Black  
Sizes: 5-11, 12, 13  
Widths: M, W, XW  
Depth: 5/16"



**A400W**  
Color: Black  
Sizes: 5-11, 12, 13  
Widths: M, W, XW  
Depth: 5/16"

Ellen P 

Canvas



**A401W**  
Color: Navy  
Sizes: 5-11, 12, 13  
Widths: M, W, XW  
Depth: 5/16"



**A402W**  
Color: Pink  
Sizes: 5-11, 12, 13  
Widths: M, W, XW  
Depth: 5/16"



NEW

**A404W**  
Color: Tan  
Sizes: 5-11, 12, 13  
Widths: M, W, XW  
Depth: 5/16"

Miranda S P 

Stretchable Footwear



**A350W**  
Color: Black  
Sizes: 5-11, 12, 13  
Widths: M, W, XW  
Depth: 5/16"

Donna S P 

Stretchable Footwear



**A730W**  
Color: Black  
Sizes: 5-11, 12, 13  
Widths: M, W, XW  
Depth: 5/16"

# BIOMECHANICAL <sup>B</sup>

## Collection

Designed to limit stress at the areas of the foot most susceptible to pain. Ambulator® Biomechanical® footwear provides superior comfort and protection with unique features such as polyurethane soles and moisture-wicking polyester, antimicrobial mesh linings.

- 1/2" removable hidden depth in 3 layers
- Firm heel counter for optimal rear foot stabilization
- High, wide toe box
- Moisture-wicking polyester, antimicrobial mesh lining
- Apex Conform Foam and EVA footbeds for fitting flexibility
- Polyurethane midsole/outsole unit for stability & durability
- Reinforced shank for midfoot support and torsional rigidity
- Full grain leather upper
- Soft padded collars

## Double Strap Walker <sup>B</sup>



**G8010W**  
**Color:** Black  
**Sizes:** 4.5-11, 12, 13  
**Widths:** M, W, XW  
**Depth:** 1/2"

## Single Strap <sup>B</sup>



**B3000W**  
**Color:** Black  
**Sizes:** 4.5-11, 12, 13  
**Widths:** M, W, XW  
**Depth:** 1/2"

## Mary Jane <sup>B</sup>



**B6000W**  
**Color:** Black  
**Sizes:** 4.5-11, 12, 13  
**Widths:** M, W, XW  
**Depth:** 1/2"

# CONFORM

## Collection <sup>C</sup>

 Indicates Apex Conform Foam lining

- 1/2" removable depth in 2 layers of EVA footbeds for fitting flexibility
- Firm heel counter for optimal rear foot stabilization
- High, wide toe boxes
- Removable Conform orthotic
- Polyurethane midsole/outsole unit for stability & durability
- Apex Conform Foam lining molds to the foot for a customized fit
- Full-grain leather upper
- Soft padded collars

## Double Strap <sup>C</sup>



**1260W**  
**Color:** Black  
**Sizes:** 4.5-11, 12, 13  
**Widths:** M, W, XW  
**Depth:** 1/2"

## Classic Oxford Lace <sup>C</sup>



**1270W**  
**Color:** Black  
**Sizes:** 4.5-11, 12, 13  
**Widths:** M, W, XW  
**Depth:** 1/2"

# MEN'S FOOTWEAR

Apex Men's active footwear styles are constructed to offer midfoot and rearfoot stability, pressure relief to the calcaneus, and shock attenuation for the foot and musculoskeletal system. The multiple removable layers, soft linings and wide last design offer protection, fitting flexibility, and the accommodation of orthotics and shoe modifications. Often recommended for people with diabetes, arthritis or anyone seeking shoes for maximum comfort.

## X-LAST<sup>®</sup>

Superior motion control

- 5/16" removable depth in two layers for fitting flexibility
- Firm heel counter for optimal rearfoot control
- High, wide toe box
- Moisture-wicking polyester, antimicrobial mesh lining
- Multi-density midsole with reinforced shank for torsional rigidity
- Rubber outsole for traction & stability
- Breathable, open air mesh and leather upper
- Soft padded collars

### Double Strap Walkers <sup>x</sup>



**X920M**

**Color:** Black  
**Sizes:** 6.5-13, 14, 15  
**Widths:** M, W, XW  
**Depth:** 5/16"

### Lace Walkers <sup>x</sup>



**X801M**

**Color:** Black  
**Sizes:** 6.5-13, 14, 15  
**Widths:** M, W, XW  
**Depth:** 5/16"



**X821M**

**Color:** White/Grey  
**Sizes:** 6.5-13, 14, 15  
**Widths:** M, W, XW  
**Depth:** 5/16"



**X826M**

**Color:** White  
**Sizes:** 6.5-13, 14, 15  
**Widths:** M, W, XW  
**Depth:** 5/16"

### Boss Runners <sup>x</sup>

\* Patented Lockdown™  
 Heel Strap Design



**X520M\***

**Color:** Black  
**Sizes:** 6.5-13, 14, 15  
**Widths:** M, W, XW  
**Depth:** 5/16"



**X521M**

**Color:** Blue  
**Sizes:** 6.5-13, 14, 15  
**Widths:** M, W, XW  
**Depth:** 5/16"



**X523M**

**Color:** Silver  
**Sizes:** 6.5-13, 14  
**Widths:** M, W, XW  
**Depth:** 5/16"

## Rhino Runner ⓧ

\* Patented Lockdown™  
Heel Strap Design



**X532M\***

**Color:** Blue  
**Sizes:** 6.5-13, 14, 15  
**Widths:** M, W, XW  
**Depth:** 5/16"

## Triple Strap Walker ⓧ



**X903M**

**Color:** Black  
**Sizes:** 6.5-13, 14, 15  
**Widths:** M, W, XW  
**Depth:** 5/16"

## Bungee Strap ⓧ



**A6000M**

**Color:** Black  
**Sizes:** 7-13, 14, 15  
**Widths:** M, W, XW  
**Depth:** 5/16"

# V-LAST

Added traction  
& stability ⓧ

- 5/16" removable depth in two layers for fitting flexibility
- Firm heel counter for optimal rearfoot control
- High, wide toe box
- Moisture-wicking polyester, antimicrobial mesh lining
- Multi-density midsole with reinforced shank for torsional rigidity
- Aggressive hard rubber outsole lug design for added traction
- Breathable, open air mesh and leather upper
- Soft padded collars

## Stealth Runner ⓧ



**V551M**

**Color:** Blue  
**Sizes:** 6.5-13, 14, 15  
**Widths:** M, W, XW  
**Depth:** 5/16"

## Strap Walker ⓧ



**V950M**

**Color:** Black  
**Sizes:** 6.5-13, 14, 15  
**Widths:** M, W, XW  
**Depth:** 5/16"



**V952M**

**Color:** White  
**Sizes:** 6.5-13, 14, 15  
**Widths:** M, W, XW  
**Depth:** 5/16"

## Performance Athletic Sneaker ▼



### P7000M

**Color:** Black  
**Sizes:** 7-13, 14  
**Widths:** M, W, XW  
**Depth:** 5/16"

### P7100M

**Color:** Brown  
**Sizes:** 7-13, 14  
**Widths:** M, W, XW  
**Depth:** 5/16"

### P7200M

**Color:** White  
**Sizes:** 7-13, 14  
**Widths:** M, W, XW  
**Depth:** 5/16"



### P7300M

**Color:** Blue  
**Sizes:** 7-13, 14  
**Widths:** M, W, XW  
**Depth:** 5/16"

### P9000M

**Color:** Black  
**Sizes:** 6.5-13, 14  
**Widths:** M, X, XW  
**Depth:** 5/16"

### P9100M

**Color:** Grey  
**Sizes:** 6.5-13, 14  
**Widths:** M, W, XW  
**Depth:** 5/16"

## Sierra Trail Runner ▼



### V751M

**Color:** Brown  
**Sizes:** 6.5-13, 14, 15  
**Widths:** M, W, XW  
**Depth:** 5/16"

### V753M

**Color:** Grey/Blue  
**Sizes:** 6.5-13, 14, 15  
**Widths:** M, W, XW  
**Depth:** 5/16"

### V854M

**Color:** White/Blue  
**Sizes:** 6.5-13, 14, 15  
**Widths:** M, W, XW  
**Depth:** 5/16"

## Athletic Lace Walker ▼

# A-LAST

## Neutral motion **A**

- 5/16" removable depth in two layers for fitting flexibility
- Firm heel counter for optimal rear foot control
- High, wide toe box
- Moisture-wicking polyester, antimicrobial mesh lining
- Lightweight, multi-density EVA midsole
- Rubber outsole for traction & stability
- Breathable, open air mesh and leather upper
- Soft padded collars

## Bungee **A**

Innovative bungee closure



**A5000M**  
Color: Black  
Sizes: 7-13, 14, 15  
Widths: M, W, XW  
Depth: 5/16"

## Bolt Knits **A**

Innovative bungee closure



**A7000M**  
Color: Black  
Sizes: 7-13, 14, 15  
Widths: M, W, XW  
Depth: 5/16"



**A7100M**  
Color: Navy  
Sizes: 7-13, 14, 15  
Widths: M, W, XW  
Depth: 5/16"



**A7200M**  
Color: Lime  
Sizes: 7-13, 14, 15  
Widths: M, W, XW  
Depth: 5/16"

## Apex Balance Shoe **A S** **Ba**



**A3200M**  
Color: Black  
Sizes: 7-13, 14, 15  
Widths: M, W, XW  
Depth: 5/16"

## Apex Balance Shoe - Hiker **A** **Ba**



**A3260M**  
Color: Brown  
Sizes: 7-13, 14, 15  
Widths: M, W, XW  
Depth: 5/16"

# Active BIOMECHANICAL <sup>B</sup>

## Collection

Designed to limit stress at the areas of the foot most susceptible to pain. Ambulator<sup>®</sup> Biomechanical<sup>®</sup> footwear provides superior comfort and protection with unique features such as polyurethane soles and moisture-wicking polyester, antimicrobial mesh linings.

- 1/2" removable hidden depth in 3 layers
- Firm heel counter for optimal rear foot stabilization
- High, wide toe box
- Moisture-wicking polyester, antimicrobial mesh lining
- Apex Conform Foam and EVA footbeds for fitting flexibility
- Polyurethane midsole/outsole unit for stability & durability
- Reinforced shank for midfoot support and torsional rigidity
- Full grain leather upper
- Soft padded collars

## Lace Walker <sup>B</sup>



### G7000M

**Color:** Black  
**Sizes:** 6.5-13, 14, 15, 16  
**Widths:** M, W, XW  
**Depth:** 1/2"

### G7200M

**Color:** White  
**Sizes:** 6.5-13, 14, 15, 16  
**Widths:** M, W, XW  
**Depth:** 1/2"

## Double Strap Walker <sup>B</sup>



### G8210M

**Color:** White  
**Sizes:** 6.5-13, 14, 15, 16  
**Widths:** M, W, XW, XXW  
**Depth:** 1/2"



### G8010M

**Color:** Black  
**Sizes:** 6.5-13, 14, 15, 16  
**Widths:** M, W, XW, XXW  
**Depth:** 1/2"

# ARIYA<sup>TM</sup> <sup>Ar</sup>

- 5/16" removable depth in two layers for fitting flexibility
- Firm heel counter for optimal rearfoot stabilization
- High, wide toe box
- Moisture-wicking polyester, antimicrobial mesh lining
- Polyurethane midsole/outsole unit for traction, stability & durability
- Full-grain leather upper
- Soft padded collars

## Moc Toe Ariya <sup>Ar</sup>



### Y900M

**Color:** Black  
**Sizes:** 6.5-13, 14, 15  
**Widths:** M, W, XW  
**Depth:** 5/16"



### Y910M

**Color:** Brown  
**Sizes:** 6.5-13, 14, 15  
**Widths:** M, W, XW  
**Depth:** 5/16"

# LEXINGTON™

## Collection L

- 1/4" removable depth
- Firm heel counter for optimal rearfoot stabilization
- Moisture-wicking polyester, antimicrobial mesh lining
- Polyurethane midsole/outsole unit for traction, stability & durability
- Reinforced shank for midfoot support and torsional rigidity
- Full-grain leather upper
- Soft padded collars

## Moc Toe Lexington L



### LT900M

**Color:** Black  
**Sizes:** 7-13, 14  
**Widths:** M, W, XW  
**Depth:** 1/4"

### LT910M

**Color:** Brown  
**Sizes:** 7-13, 14  
**Widths:** M, W, XW  
**Depth:** 1/4"

## Men's Boat Shoe L



### LT810M

**Color:** Dark Brown  
**Sizes:** 7-13, 14  
**Widths:** M, W, XW  
**Depth:** 3/8"

### LT820M

**Color:** Light Brown  
**Sizes:** 7-13, 14  
**Widths:** M, W, XW  
**Depth:** 3/8"

### LT200M

**Color:** Black  
**Sizes:** 7-13, 14  
**Widths:** M, W, XW  
**Depth:** 1/4"

### LT210M

**Color:** Brown  
**Sizes:** 7-13, 14  
**Widths:** M, W, XW  
**Depth:** 1/4"

## Classic Loafer\* L



\*Fully functional vamp opening for easy foot insertion.

## Classic Cap Toe L



### LT600M

**Color:** Black  
**Sizes:** 7-13, 14  
**Widths:** M, W, XW  
**Depth:** 1/4"



### LT610M

**Color:** Brown  
**Sizes:** 7-13, 14  
**Widths:** M, W, XW  
**Depth:** 1/4"



# Men's BOOTS



**Hudson** **L**  
Chukka Boot - Lace



**LT410M**  
Color: Brown  
Sizes: 7-13, 14  
Widths: M, W, XW  
Depth: 1/4"

**Logan** **L**  
Chelsea Boot - Side Zipper



**LT460M**  
Color: Brown  
Sizes: 7-13, 14  
Widths: M, W, XW  
Depth: 1/4"

**Hiking Boot** **Ar**



**A4000M**  
Color: Black  
Sizes: 7-13, 14, 15  
Widths: M, W, XW  
Depth: 5/16"

**A4100M**  
Color: Brown  
Sizes: 7-13, 14, 15  
Widths: M, W, XW  
Depth: 5/16"

**Strap Boot** **B**



**B4200M**  
Color: Black  
Sizes: 6.5-13, 14, 15, 16  
Widths: M, W, XW  
Depth: 1/2"

**Lace Boot** **B**



**B4500M**  
Color: Black  
Sizes: 6.5-13, 14, 15, 16  
Widths: M, W, XW  
Depth: 1/2"

# CONFORM

## Collection C

 Indicates Apex Conform Foam lining

- 1/2" removable depth in 2 layers of EVA footbeds for fitting flexibility
- Firm heel counter for optimal rearfoot stabilization
- High, wide toe boxes
- Removable Apex Conform Foam orthotic
- Polyurethane midsole/outsole unit for stability & durability
- Apex Conform Foam lining molds to the foot for a customized fit
- Full-grain leather upper
- Soft padded collars

### Oxford Strap



**1260M**  
**Color:** Black  
**Sizes:** 6.5-13, 14, 15, 16  
**Widths:** M, W, XW, XXW  
**Depth:** 1/2"

### Oxford Lace



**1270M**  
**Color:** Black  
**Sizes:** 6.5-13, 14, 15, 16  
**Widths:** M, W, XW  
**Depth:** 1/2"

# Casual/Dress BIOMECHANICAL®

## Collection B

- 1/2" removable depth in 3 layers
- Firm heel counter for optimal rear foot stabilization
- High, wide toe box
- Moisture-wicking polyester, antimicrobial mesh lining
- Apex Conform Foam and EVA footbeds for fitting flexibility
- Polyurethane midsole/outsole unit for stability & durability
- Reinforced shank for midfoot support and torsional rigidity
- Full grain leather upper
- Soft padded collars

### Classic Moc

*Fully functional vamp opens all the way for easy foot insertion.*



**B5000M**  
**Color:** Black  
**Sizes:** 6.5-13, 14, 15, 16  
**Widths:** W, XW, XXW  
**Depth:** 1/2"

### Classic Oxford



**B3000M**  
**Color:** Black  
**Sizes:** 6.5-13, 14, 15, 16  
**Widths:** M, W, XW, XXW  
**Depth:** 1/2"

**B3100M**  
**Color:** Brown  
**Sizes:** 6.5-13, 14, 15, 16  
**Widths:** M, W, XW,  
**Depth:** 1/2"

# UNISEX STRETCH STYLES

## Collection **S**

- Single hook & loop strap for maximum adjustability & easy on/off wear
- Seamless, stretchable uppers stretch to accommodate foot problems
- Soft fabric linings wick moisture away from the foot
- ½" removable depth to accommodate orthotics
- 3 removable layers for fitting flexibility
- Recommended for diabetes, arthritis or swollen feet
- Machine washable (T2000 and SS100 only)

### Double Strap **S**



**1200**  
**Color:** Black  
**Depth:** 1/2"  
**Sizes/Widths:** XX-Wide: 7-14  
**Women's:** Wide: 4.5-11, 12, 13  
**X-Wide:** 6-14  
**Men's:** Med: 5-11, 12  
**Wide:** 5-13, 14, 15, 16  
**X-Wide:** 6-13, 14, 15, 16

### Single Strap **S**

*\*Not PDAC Verified*



**1201**  
**Color:** Black  
**Depth:** 1/2"  
**Sizes/Widths:**  
**Women's:** Wide: 4.5/5-12.5/13  
**X-Wide:** 5.5/6-13.5/14  
**Men's:** Med: 5 -11.5/12  
**Wide:** 4.5/5-14.5/15

### Triple Strap **S**

*\*Sold Individually (Rt or Lt)  
 \*Not PDAC Verified*



**1209**  
**Color:** Black  
**Depth:** 1/2"  
**Sizes/Widths:** XX-Wide: 5.5/6-14.5/15  
**Women's:** Wide: 4.5/5-12.5/13  
**X-Wide:** 5.5/6-13.5/14  
**Men's:** Med: 5 -11.5/12  
**Wide:** 4.5/5-15.5/16  
**X-Wide:** 4.5/5-15.5/16

### Single Strap **S**



**T2000**  
**Color:** Black  
**Depth:** 1/2"  
**Sizes/Widths:**  
**Women's:** Wide: 4.5-12,13  
**X-Wide:** 6-14,15,16  
**XX-Wide:** 7-14,15,16  
**XXX-Wide:** 7-14, 15, 16  
**Men's:** Medium: 5, 11,12  
**Wide:** 5-13,14,15,16  
**X-Wide:** 6-13,14,15,16  
**XX-Wide:** 6-13,14,15,16

### Basis Slip-On **S**

*\*Not PDAC Verified*



**SS100**  
**Color:** Black  
**Women's Sizes:** 5-15  
**Men's Sizes:** 4-14  
**Depth:** 5/16" in 2 layers  
**Widths:** Stretchable Width

### Moccasin Slipper

*\*Not PDAC Verified*



**SS200**  
**Color:** Camel  
**Women's Sizes:** 6 - 15  
**Men's Sizes:** 5 - 14  
**Widths:** M, W

Apex

# CUSTOM DIABETIC INSERTS

PDAC verified for A5514

Bilam

EVA Base 45  
Durometer   
CDIEVPR (CU40668)

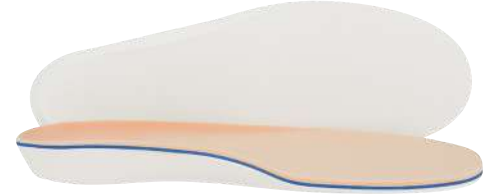


Soft, conform foam top cover and light-weight EVA base.

- Also available with 55 durometer EVA Base

Trilam

EVA Base 45  
Durometer   
CDIEVPR



Soft, conform foam top cover, extra cushion layer, and lightweight EVA base.

- Additional Layer of PPT for protection from shock and shear
- Also available with 55 durometer EVA Base

Apex

# HEAT MOLDABLE INSERTS

Apex Thermothotics™ is a unique line of inserts designed to help protect the “at risk” patient with diabetes. Everything in the Thermothotic line is completely heat moldable and features an Apex Conform Foam top cover for continuous protection and comfort.

PDAC verified for A5512

Anatomical Thermothotics™  
EVA Base   
Fits all Apex Footwear  
Fuller fit across midfoot and arch  
40668



Multi-density orthotics feature a 1/8” Apex Conform Foam top cover for continuous protection and comfort. The 3/16” EVA (45 duro. Shore A - anatomical or contour shape) base is lightweight, durable and heat moldable.  
Easy to trim and grind.

**Men's Sizes:** 6-12.5, 13, 14, 15, 16  
**Women's Sizes:** 4-10.5, 11, 12, 13

Contour Thermothotics™  
EVA Base   
Fits All Apex Footwear and Other Brands  
1584



Apex

# CONFORM®

Prefabricated Insoles

Apex Conform Insoles are comfortable, lightweight orthotics that absorb shock and mold to your feet for unsurpassed comfort and protection.

Apex Conform  
Insoles   
40664



The Apex Conform Foam top cover conforms to accommodate pressure “hot” spots, making this insole recommended for diabetic and arthritic patients.

**Men's Sizes:** 6-16 (whole sizes only)  
**Women's Sizes:** 4-13 (whole sizes only)

Apex Conform  
Insoles with Gel   
40665



This insole features a state-of-the-art gel technology for extra protection at the areas most susceptible to pain. The Apex Conform Foam top cover conforms to accommodate pressure “hot” spots, making this insole ideal for diabetic and arthritic patients.

**Men's Sizes:** 6-16 (whole sizes only)  
**Women's Sizes:** 4-13 (whole sizes only)



# COPPER CLOUD

## Socks

### Features:

- Non-binding, reinforced ribbed design
- Moisture-wicking acrylic to keep feet cool and dry
- Extended “Y” heel pocket construction for a better fit
- Heel and forefoot padding
- Antimicrobial, antifungal and antibacterial copper infused yarn
- Light arch support
- Ventilated airflow
- Flat seam construction for added protection



Copper Cloud  
No Show

- |                               |                               |
|-------------------------------|-------------------------------|
| <b>Black X-Small - S100XS</b> | <b>White X-Small - S120XS</b> |
| <b>Black Small - S100S</b>    | <b>White Small - S120S</b>    |
| <b>Black Medium - S100M</b>   | <b>White Medium - S120M</b>   |
| <b>Black Large - S100L</b>    | <b>White Large - S120L</b>    |



Copper Cloud  
Ankle

- |                               |                               |
|-------------------------------|-------------------------------|
| <b>Black X-Small - S200XS</b> | <b>White X-Small - S220XS</b> |
| <b>Black Small - S200S</b>    | <b>White Small - S220S</b>    |
| <b>Black Medium - S200M</b>   | <b>White Medium - S220M</b>   |
| <b>Black Large - S200L</b>    | <b>White Large - S220L</b>    |



Copper Cloud  
Crew Length

- |                               |                               |
|-------------------------------|-------------------------------|
| <b>Black X-Small - S300XS</b> | <b>White X-Small - S320XS</b> |
| <b>Black Small - S300S</b>    | <b>White Small - S320S</b>    |
| <b>Black Medium - S300M</b>   | <b>White Medium - S320M</b>   |
| <b>Black Large - S300L</b>    | <b>White Large - S320L</b>    |

# Apex® A-WAVE

## THE COMFORT SOLUTION

Apex A-Wave orthotics conquer foot pain through a proprietary blend of thermo-plastic resins, high-performance foam and luxurious yet supportive gels. Experience a gentle wave of comfort, enhanced stability and relief from pain with A-Wave! Flex is designed for medium to high arch support, Firm is designed for low, medium and high arch support and XFirm is designed for low to medium arch support.

A-Wave  
Flex



- | SKU          | Size                |
|--------------|---------------------|
| <b>62000</b> | A (5.5-6/6.5-7)     |
| <b>62100</b> | B (6.5-7/7.5-8)     |
| <b>62200</b> | C (7.5-8/8.5-9)     |
| <b>62300</b> | D (8.5-9/9.5-10)    |
| <b>62400</b> | E (9.5-10/10.5-11)  |
| <b>62500</b> | F (10.5-11/11.5-12) |
| <b>62600</b> | G (11.5-12/12.5-13) |
| <b>62700</b> | H (13/14)           |
| <b>62800</b> | I (14/15)           |

A-Wave  
Firm



- | SKU          | Size                |
|--------------|---------------------|
| <b>63000</b> | A (5.5-6/6.5-7)     |
| <b>63100</b> | B (6.5-7/7.5-8)     |
| <b>63200</b> | C (7.5-8/8.5-9)     |
| <b>63300</b> | D (8.5-9/9.5-10)    |
| <b>63400</b> | E (9.5-10/10.5-11)  |
| <b>63500</b> | F (10.5-11/11.5-12) |
| <b>63600</b> | G (11.5-12/12.5-13) |
| <b>63700</b> | H (13/14)           |
| <b>63800</b> | I (14/15)           |

A-Wave  
XFirm



- | SKU          | Size                |
|--------------|---------------------|
| <b>64000</b> | A (5.5-6/6.5-7)     |
| <b>64100</b> | B (6.5-7/7.5-8)     |
| <b>64200</b> | C (7.5-8/8.5-9)     |
| <b>64300</b> | D (8.5-9/9.5-10)    |
| <b>64400</b> | E (9.5-10/10.5-11)  |
| <b>64500</b> | F (10.5-11/11.5-12) |
| <b>64600</b> | G (11.5-12/12.5-13) |
| <b>64700</b> | H (13/14)           |
| <b>64800</b> | I (14/15)           |

**Jēba** Men's and Women's compression hosiery wear includes preventative and medical gradient compression levels, available in mild/moderate 15-20 mmHg and moderate/firm 20-30 mmHg compression. Jēba combines function and fashion, but more importantly comfort and support.

Our experts reviewed and compared the leading brands in the industry before designing a compression hosiery line that would take the best of the best, and came up with a superior product line. Jēba is made from premium yarns, using the most advanced manufacturing technologies in the industry to ensure top-quality and optimum outcomes with lower extremity health and wellness in mind.

**Jēba Features:**

- Easy-on and easy-off graduated compression
- Non-slip support for thigh-high and pantyhose styles
- Non-binding top bands
- 100% latex-free materials
- Durable and breathable material blends

**Designed with you in mind**

Different conditions and lifestyles require different compression levels. Our sock and hosiery products are designed with every customer and lifestyle in mind.

**Jēba is recommended for the following conditions:**

- Venous stasis – blood clotting and pooling
- Lower extremity pain and fatigue
- Circulation issues resulting from diabetes
- Edema/swelling
- CVI (Chronic Venous Insufficiency)
- DVT (Deep Vein Thrombosis)
- Phlebitis – inflammation
- Venous ulcers
- Lymphedema

**Jēba is ideal for the following people:**

- Those who suffer from diabetes
- The Aging and Elderly
- Those with venous diseases
- Runners & athletes
- Those who work on their feet
- Frequent travelers

**Styles you will love. Quality you can trust.  
Prices you will appreciate.**

# JĒBA™

COMPRESSION HOSIERY



Unisex  
**Polka Dot**  
Knee-High

**Sku:**  
J2030UCKHC2000  
**Color:**  
Blue/Gold  
**Size:**  
S, M, L, XL



Unisex  
**Argyle**  
Knee-High

**Sku:**  
J2030UCKHC1000  
**Color:**  
Black/Red/Grey  
**Size:**  
S, M, L, XL



Unisex  
**Royal**  
Knee-High

**Sku:**  
J2030UCKHC4000  
**Color:**  
Blue/Black  
**Size:**  
S, M, L, XL



Unisex  
**Damask**  
Knee-High

**Sku:**  
J2030UCKHC3000  
**Color:**  
Black/Grey  
**Size:**  
S, M, L, XL

# 12 Styles and 2 Levels of Compression

15-20 mmHg (Mild-Moderate Compression)

and 20-30 mmHg (Moderate-Firm Compression)



Men's

## Business Trouser

Knee-High

**Sku:**  
J2030MBRB  
**Color:**  
Black  
**Size:**  
S, M, L, XL



Women's

## Pantyhose

**Sku:**  
J2030WSVPB  
**Color:**  
Black  
**Size:**  
M, L, XL



Women's

## Diamond

Knee-High

**Sku:**  
J2030WDDB  
**Color:**  
Black  
**Size:**  
S, M, L, XL



Women's

## Pantyhose

**Sku:**  
J2030WSVPN  
**Color:**  
Neutral  
**Size:**  
M, L, XL



Unisex

## Active Cushion

Knee-High

**Sku:**  
J2030UACB  
**Color:**  
Black  
**Size:**  
S, M, L, XL



Women's

## Thigh-High

**Sku:**  
J2030WSVTHB  
**Color:**  
Black  
**Size:**  
M, L, XL



Unisex

## Active Cushion

Knee-High

**Sku:**  
J2030UACW  
**Color:**  
White  
**Size:**  
S, M, L, XL



Women's

## Thigh-High

**Sku:**  
J2030WSVTHN  
**Color:**  
Neutral  
**Size:**  
M, L, XL



TEL: 1.800.252.2739  
FAX: 1.201.808.8155  
OHI.NET

---

The OHI Family of Brands

